

Annual Statement

**OF THE FINANCIAL CONDITION
OF THE ANDOVER CONTRIBUTORY RETIREMENT BOARD
TO THE PUBLIC EMPLOYEE RETIREMENT ADMINISTRATION COMMISSION
FOR THE YEAR ENDED 12/31/2010**

Annual Statement for the Year Ended December 31, 2010 of the conditions and Affairs of the Andover Contributory Retirement Board.

Organized Under the Laws of the Commonwealth of Massachusetts to the Public Employee Retirement Administration Commission.

Date of Certificate 07/01/1937

Effective Date 07/01/1937

ADMINISTRATION OFFICE

Town Offices, 36 Bartlet St
Street & Number

Andover, MA 01810
City/Town, State and Zip Code

(978) 623-8213
Telephone Number

We, the undersigned, members of the Andover Contributory Retirement Board certify under penalties of perjury, that that we are the official board members of said retirement system, and that on the thirty-first date of December last, all of the herein-described assets were the absolute property of said retirement system, free and clear from any liens or claims thereon, except as stated, and the following statements, with the schedules and explanations therein contained, annexed, or referred to, are a full and correct exhibit of all of the assets, liabilities, income and disbursements, changes in fund balances, and the conditions and affairs of said retirement system on the said thirty-first date of December last, and for the year ended on that date, according to the best of our information, knowledge, and belief respectively.

Board Of Retirement

Ex-Officio Member

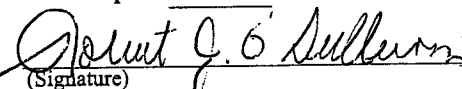
Rodney P. Smith
(Name)


(Signature)

Appointed Member

Term Expires 06/30/2011

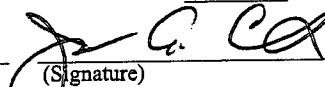
Robert J. O'Sullivan, Esq
(Name)


(Signature)

Elected Member

Term Expires 12/04/2011

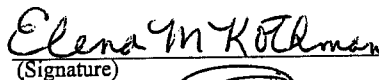
James A. Cuticchia, Chairperson
(Name)


(Signature)

Elected Member

Term Expires 11/05/2013


Elena M. Kothman
(Name)


(Signature)

Member Appointed by Other Members

Term Expires 06/30/2011

Anthony K. Stankiewicz, Esq
(Name)


(Signature)

Investment Managers

PRIM

84 State Street, Suite 250 Boston, MA 02109

Investment Consultant

Custodian

Annual Statement of the Andover Contributory Retirement Board for the Year Ended December 31, 2010.

ANNUAL STATEMENT BALANCE TESTS

1. ASSET BALANCE

Assets Previous Year	80,251,404.34
Income Current Year	18,820,928.52
Disbursements Current Year	10,058,956.44
Assets Current Year	89,013,376.42

2. ASSET DIFFERENCE

Assets Current Year	89,013,376.42
Assets Previous Year	80,251,404.34
Difference	8,761,972.08

3. INCOME DIFFERENCE

Income Current Year	18,820,928.52
Disbursements Current Year	10,058,956.44
Difference	8,761,972.08

4. FUND CHANGE DIFFERENCE

Total Fund Change Credits Current Year	24,295,432.86
Total Fund Change Debits Current Year	-15,533,460.78
Difference	8,761,972.08

Note: The difference as a result of tests 2, 3 and 4 should be the same.

Annual Statement of the Andover Contributory Retirement Board for the Year Ended December 31, 2010.

ASSETS & LIABILITIES

	2010	2009	2008
1. 1040 Cash	645,292.85	454,184.20	628,772.05
2. 1100 Short Term Investments	0.00	0.00	0.00
3. 1180 Fixed Income Securities	0.00	0.00	0.00
4. 1170 Equities	0.00	0.00	0.00
5. 1101 Pooled Short Term Funds	0.00	0.00	0.00
6. 1172 Pooled Domestic Equity Funds	0.00	0.00	0.00
7. 1173 Pooled International Equity Funds	0.00	0.00	0.00
8. 1174 Pooled Global Equity Funds	0.00	0.00	0.00
9. 1181 Pooled Domestic Fixed Income Funds	0.00	0.00	0.00
10. 1182 Pooled International Fixed Income Funds	0.00	0.00	0.00
11. 1183 Pooled Global Fixed Income Funds	0.00	0.00	0.00
12. 1193 Pooled Alternative Investments	0.00	0.00	0.00
13. 1194 Pooled Real Estate Funds	0.00	0.00	0.00
14. 1195 Pooled Domestic Balanced Funds	0.00	0.00	0.00
15. 1196 Pooled International Balanced Funds	0.00	0.00	0.00
16. 1197 PRIT Absolute	0.00	0.00	0.00
17. 1198 PRIT Cash	500,093.47	350,086.26	66,273,446.96
18. 1199 PRIT Fund	85,139,187.66	76,832,171.32	0.00
19. 1550 Interest Due and Accrued	0.00	0.00	0.00
20. 1350 Prepaid Expenses	0.00	0.00	0.00
21. 1398 Accounts Receivable (A)	2,729,152.59	2,615,162.56	2,623,632.13
22. 1910 Land	0.00	0.00	0.00
23. 1920 Buildings	0.00	0.00	0.00
24. 1929 Accumulated Depreciation – Buildings	0.00	0.00	0.00
25. 2020 Accounts Payable (A)	(-350.15)	(-200.00)	(-117.95)
TOTAL	89,013,376.42	80,251,404.34	69,525,733.19
FUNDS			
1. 3293 Annuity Savings Fund	31,880,937.95	31,661,493.63	29,733,340.17
2. 3294 Annuity Reserve Fund	9,875,994.95	8,145,025.06	8,021,051.28
3. 3295 Military Service Fund	8,221.79	8,197.20	8,156.42
4. 3296 Pension Fund	0.00	0.00	-563,654.72
5. 3298 Expense Fund	0.00	0.00	0.00
6. 3297 Pension Reserve Fund	47,248,221.73	40,436,688.45	32,326,840.04
TOTAL ASSETS AT MARKET VALUE	89,013,376.42	80,251,404.34	69,525,733.19

(A) Specific details for Accounts Receivable and Accounts Payable are to be disclosed on Schedule A

Annual Statement of the Andover Contributory Retirement Board for the Year Ended December 31, 2010.

	Balance Dec. 31 Prior year	Receipts	Interfund Transfers	Disbursements	Balance Dec.31 Current Year
Annuity Savings Fund	31,661,493.63	3,402,881.13	-2,813,288.85	-370,147.96	31,880,937.95
Annuity Reserve Fund	8,145,025.06	268,323.44	2,813,184.72	-1,350,538.27	9,875,994.95
Pension Fund	0.00	5,117,786.57	2,661,319.62	-7,779,106.19	0.00
Military Service Fund	8,197.20	24.59	0.00	0.00	8,221.79
Expense Fund	0.00	559,164.02	0.00	-559,164.02	0.00
Pension Reserve Fund	40,436,688.45	9,472,748.77	-2,661,215.49	0.00	47,248,221.73
Total All Funds	80,251,404.34	18,820,928.52	- 0 -	-10,058,956.44	89,013,376.42

List below all transfers:

Xfer from	Annuity Savings Fund	to	Annuity Reserve Fund	in the amt of	2,813,184.72	on acct of	RETIREMENTS
	Control Acct						
Xfer from	Annuity Savings Fund	to	Pension Reserve Fund	in the amt of	104.13	on acct of	INACTIVE ACCTS 10+ YRS
	Control Acct		Control Acct				
Xfer from	Pension Reserve Fund	to	Pension Fund Control	in the amt of	2,661,319.62	on acct of	RETIREMENT EXPENSES
	Control Acct		Account				FOR 2010
Xfer from		to		in the amt of		on acct of	
Xfer from		to		in the amt of		on acct of	
Xfer from		to		in the amt of		on acct of	

Annual Statement of the Andover Contributory Retirement Board for the Year Ended December 31, 2010.

RECEIPTS

	2010	2009	2008
1. Annuity Savings Fund:			
(a) 4891 Members' Deductions	3,019,584.72	3,085,653.20	3,054,804.25
(b) 4892 Transfers from Other Systems	267,497.33	1,020.96	268,689.97
(c) 4893 Member Make Up Payments and Redeposits	18,177.80	49,970.69	20,371.65
(d) 4900 Member Payments from Rollovers	5,029.76	19,214.67	249.53
(e) Investment Income Credited to Members' Accounts	92,591.52	145,414.98	161,678.49
Subtotal	3,402,881.13	3,301,274.50	3,505,793.89
2. Annuity Reserve Fund:			
(a) Investment Income Credited to Annuity Reserve Fund	268,323.44	239,037.96	234,389.71
Subtotal	268,323.44	239,037.96	234,389.71
3. Pension Fund:			
(a) 4898 3(8)(c) Reimbursements from Other Systems	231,106.04	174,488.58	161,253.58
(b) 4899 Received from Commonwealth for COLA & Survivor Bft	119,553.53	207,341.00	74,811.04
(c) 4894 Pension Fund Appropriation	4,767,127.00	4,632,127.00	4,501,877.00
(e) 4840 Workers Compensation Settlement	0.00	7,500.00	0.00
Subtotal	5,117,786.57	5,021,456.58	4,737,941.62
4. Military Service Fund:			
(a) 4890 Contributions Received from Municipality	0.00	0.00	6,663.55
(b) Investment Income Credited	24.59	40.78	8.90
Subtotal	24.59	40.78	6,672.45
5. Expense Fund:			
(a) 4896 Expense Fund Appropriation	0.00	0.00	0.00
(b) Investment Income Credited to Expense Fund	559,164.02	575,860.40	564,519.30
Subtotal	559,164.02	575,860.40	564,519.30
6. Pension Reserve Fund:			
(a) 4897 Federal Grant Reimbursement	0.00	0.00	0.00
(b) 4895 Pension Reserve Appropriation	0.00	0.00	0.00
(c) 4822 Interest Not Refunded	3,362.19	1,256.90	2,884.62
(d) 4825 Miscellaneous Income	11,174.56	48,749.81	19,370.29
(f) Excess Investment Income	9,458,212.02	10,702,076.77	-28,872,341.13
Subtotal	9,472,748.77	10,752,083.48	-28,850,086.22
TOTAL RECEIPTS	18,820,928.52	19,889,753.70	-19,800,769.25

Annual Statement of the Andover Contributory Retirement Board for the Year Ended December 31, 2010.

DISBURSEMENTS

	2010	2009	2008
1. Annuity Savings Fund:			
(a) 5757 Refunds to Members	235,946.22	232,217.21	140,653.18
(b) 5756 Transfers to Other Systems	134,201.74	114,319.67	207,929.93
Subtotal	370,147.96	346,536.88	348,583.11
2. Annuity Reserve Fund:			
(a) 5750 Annuities Paid	1,307,353.15	1,138,169.02	1,068,743.23
(b) 5759 Option B Refunds	43,185.12	0.00	14,143.81
Subtotal	1,350,538.27	1,138,169.02	1,082,887.04
3. Pension Fund:			
(a) 5751 Pensions Paid	7,603,401.60	6,954,756.63	6,566,094.62
Regular Pension Payments	5,974,590.53	5,412,684.70	5,070,574.39
Survivorship Payments	392,646.79	368,941.22	350,257.79
Ordinary Disability Payments	84,964.67	84,862.26	96,279.14
Accidental Disability Payments	1,018,417.33	956,926.17	910,975.44
Accidental Death Payments	132,782.28	131,342.28	138,007.86
Section 101 Benefits	0.00	0.00	0.00
(b) 5755 3(8)(c) Reimbursements To Other Systems	175,704.59	148,759.62	145,443.47
(c) 5752 COLAs Paid	0.00	0.00	0.00
(d) 5753 Chapter 389 Beneficiary Increase Paid	0.00	0.00	0.00
Subtotal	7,779,106.19	7,103,516.25	6,711,538.09
4. Military Service Fund:			
(a) 4890 Return to Municipality for Members who Withdrew Funds	0.00	0.00	0.00
Subtotal	0.00	0.00	0.00
5. Expense Fund:			
(a) 5118 Board Member Stipend	6,000.00	6,000.00	6,000.00
(b) 5119 Salaries	119,182.40	116,153.25	78,231.03
(c) 5304 Management Fees	371,292.04	403,620.07	415,526.94
(d) 5305 Custodial Fees	0.00	0.00	0.00
(e) 5307 Investment Consultant Fees	0.00	0.00	1,000.00
(f) 5308 Legal Expenses	5,016.80	5,633.41	2,809.00
(g) 5309 Medical Expenses	0.00	0.00	0.00
(h) 5310 Fiduciary Insurance	6,092.00	5,625.00	5,327.00
(i) 5311 Service Contracts	18,900.00	21,143.96	17,387.47
(j) 5312 Rent Expense	0.00	0.00	0.00
(k) 5315 Professional Services	0.00	0.00	0.00
(l) 5320 Education And Training	0.00	0.00	0.00
(m) 5589 Administrative Expenses	30,976.94	16,084.39	31,654.82
(n) 5599 Furniture and Equipment	912.24	0.00	4,248.95
(o) 5719 Travel	791.60	1,600.32	2,452.04
(p) 5829 Depreciation Expense: Building	0.00	0.00	0.00
Subtotal	559,164.02	575,860.40	564,637.25
TOTAL DISBURSEMENTS	10,058,956.44	9,164,082.55	8,707,645.49

Annual Statement of the Andover Contributory Retirement Board for the Year Ended December 31, 2010.

INVESTMENT INCOME

Investment Income received from:	2010	2009	2008
(a) Cash (from Schedule 1)	0.00	0.00	8,332.16
(b) Short Term Investments (from Schedule 2)	0.00	0.00	0.00
(c) Fixed Income Securities (from Schedules 3A and 3C)	0.00	0.00	0.00
(d) Equities (from Schedules 4A and 4C)	0.00	0.00	0.00
(e) Pooled Funds (from Schedule 5)	2,279,855.34	2,066,488.93	2,868,273.33
(f) Commission Recapture	0.00	0.00	0.00
4821 TOTAL INVESTMENT INCOME	2,279,855.34	2,066,488.93	2,876,605.49
Plus:			
4884 Realized Gains (Profits)	2,115,454.65	1,553,505.86	1,072,205.75
4886 Unrealized Gains (Increase in Market Value)	15,559,430.50	18,277,578.92	4,660,503.99
1550 Interest Due & Accrued on Fixed Income Securities at End Of Current Year	0.00	0.00	0.00
Less:			
4823 Paid Accrued Interest on Fixed Income Securities	0.00	0.00	0.00
4885 Realized Losses	69,491.50	4,923,344.31	5,931,480.95
4887 Unrealized Losses (Decrease in Market Value)	9,506,933.40	5,311,798.51	30,589,579.01
1550 Interest Due and Accrued on Fixed Income Securities Prior Year	0.00	0.00	0.00
NET INVESTMENT INCOME	10,378,315.59	11,662,430.89	-27,911,744.73
Income required:			
Annuity Savings Fund (from Supplementary Schedule)	92,591.52	145,414.98	161,678.49
Annuity Reserve Fund	268,323.44	239,037.96	234,389.71
Expense Fund	559,164.02	575,860.40	564,367.25
Military Service Fund	24.59	40.78	8.90
TOTAL INCOME REQUIRED	920,103.57	960,354.12	960,444.35
Net Investment Income	10,378,315.59	11,662,430.89	-27,911,744.73
Less Income Required	920,103.57	960,354.12	960,444.35
EXCESS INCOME TO PENSION RESERVE FUND	9,458,212.02	10,702,076.77	-28,872,189.08

Annual Statement of the Andover Contributory Retirement Board for the Year Ended December 31, 2010.

MEMBERSHIP FOR CURRENT YEAR

ACTIVE MEMBERS

	Group 1	Group 2 & 4	TOTAL
Active Membership, Dec. 31st, Previous Year	546	132	678
Inactive Membership, Dec. 31st, Previous Year	126	11	137
Enrolled During Current Year	58	8	66
Transfers Between Groups	0	0	0
Reinstatements of Disabled Members	0	0	0
SUBTOTAL	58	8	66
Deduct:			
Death	0	0	0
Withdrawals	38	2	40
Retirements	24	7	31
SUBTOTAL	62	9	71
Active Membership, Dec. 31st, Current Year	545	132	677
Inactive Membership, Dec. 31st, Current Year	123	10	133

RETIREED MEMBERS, BENEFICIARIES & SURVIVORS

Retired, Beneficiary and Survivor Membership, Dec. 31st, Previous Year	263	96	359
Retirements During the Year			
Superannuation	21	6	27
Ordinary Disability	0	0	0
Accidental Disability	1	1	2
Termination Retirement Allowance	0	0	0
Beneficiary of Deceased Retiree	1	1	2
Survivor Benefits from Active Membership	2	1	3
SUBTOTAL	25	9	34
Deduct:			
Deaths of Retired Members	9	3	12
Termination of Survivor Benefits	0	0	0
Reinstatements of Disabled Pensions	0	0	0
SUBTOTAL	9	3	12
Retired Membership, Dec. 31st, Current Year			
Superannuation	209	63	272
Ordinary Disability	4	1	5
Accidental Disability	15	16	31
Termination	0	0	0
Beneficiaries from Accidental Deaths	3	1	4
Beneficiaries from Section 100	0	0	0
Beneficiaries from Section 101	0	0	0
Beneficiaries under Option C	12	9	21
Option (D) Survivor Allowance	17	3	20
Section 12B Survivor Allowance	0	0	0
Total Retired, Beneficiary and Survivor Membership, Dec. 31st, Current Year	279	102	381
TOTAL MEMBERSHIP			
Active, Inactive, Retired, Beneficiary and Survivor, Dec. 31st, Current Year	947	244	1,191

Annual Statement of the Andover Contributory Retirement Board for the Year Ended December 31, 2010.

Schedule A: Detail of Accounts Receivable and Accounts Payable

Accounts Receivable	Amount	Original Date
4891 Members Deductions	3,640.75	12/31/2010
4892 Transfers From Other Systems	0.00	
4893 Member Make Up Payments and Redeposits	12,956.84	
4900 Member Payments from Rollovers	0.00	
4898 3(8)(c) Reimbursements from Other Systems	0.00	
4899 Received from Commonwealth for COLA and Survivor Benefits	0.00	
4884 Realized Gain on Sale of Investments	0.00	
4894 Pension Fund Appropriation (Current Fiscal Year)	2,712,555.00	12/31/2010
4894 Pension Fund Appropriation (Previous Fiscal Year)	0.00	
4890 Contributions Received from Municipality on Account of Military Service	0.00	
4897 Federal Grant Reimbursement	0.00	
4895 Pension Reserve Appropriation	0.00	
Investments Sold But Funds Not Received (list individually)		
	0.00	
	0.00	
	0.00	
	0.00	
TOTAL RECEIVABLES	2,729,152.59	
Accounts Payable		
5757 Refunds to Members	0.00	
5756 Transfers to Other Systems	0.00	
5750 Annuities Paid	0.00	
5759 Option B Refund	0.00	
5751 Pensions Paid	0.00	
5755 3(8)(c) Reimbursements to Other Systems	0.00	
5752 COLAs Paid	0.00	
5753 Chapter 389 Beneficiary Increase Paid	0.00	
4885 Realized Loss on Sale of Investments	0.00	
4890 Return to Municipality for Members Who Withdrew Their Funds	0.00	
5118 Board Members' Stipend	0.00	
5119 Salaries	0.00	
5304 Management Fees	0.00	
5305 Custodial Fees	0.00	
5307 Investment Consultant Fees	0.00	
5308 Legal Expenses	253.00	12/31/2010
5309 Medical Expenses	0.00	
5310 Fiduciary Insurance	0.00	
5311 Service Contracts	0.00	
5312 Rent Expense	0.00	
5315 Professional Services Expense	0.00	
5589 Administrative Expenses	97.15	12/31/2010
5599 Furniture and Equipment	0.00	
5719 Travel	0.00	
Investments Purchased But Not Paid For (list individually)		
	0.00	
	0.00	
	0.00	
	0.00	
TOTAL PAYABLES	350.15	

ANNUAL STATEMENT OF THE ANDOVER CONTRIBUTORY RETIREMENT SYSTEM FOR THE YEAR ENDED DECEMBER 31, 2010

SCHEDULE 1

CASH ACCOUNT ACTIVITY DURING YEAR

FUND CUSIP	SECURITY DESCRIPTION	BOOK VALUE AT END OF PREVIOUS YEA	TOTAL DEPOSITS/WITHDRAW THIS YEAR	BOOK VALUE A END OF YEAR	INCOME RECEIVED THIS YEAR	INCOME DUE AND ACCRUED AT YEAR END
1040	BANK OF AMERICA	454,184.20	191,108.65	645,292.85	0.00	0.00

ANNUAL STATEMENT OF THE ANDOVER CONTRIBUTORY RETIREMENT SYSTEM FOR THE YEAR ENDED DECEMBER 31, 2010

SCHEDULE 2A
SHORT TERM SECURITIES OWNED AT END OF YEAR

FUND	CUSIP	SECURITY DESCRIPTION	MATURITY		PAR VALUE	PRICE	MARKET VALUE AT END OF YEAR	CHANGE IN	INTEREST	INTEREST DUE
			RATE	DATE				MARKET VALUE INCR/DECR	RECEIVED DURING YEAR	AND ACCRUED AT YEAR END

THIS PAGE LEFT BLANK INTENTIONALLY

ANNUAL STATEMENT OF THE ANDOVER CONTRIBUTORY RETIREMENT SYSTEM FOR THE YEAR ENDED DECEMBER 31, 2010

SCHEDULE 2B

SHORT TERM SECURITIES PURCHASED DURING YEAR

<u>FUND</u>	<u>CUSIP</u>	<u>SECURITY DESCRIPTION</u>	<u>RATE</u>	<u>MATURITY</u> <u>DATE</u>	<u>PAR VALUE</u>	<u>TRADE</u> <u>DATE</u>	<u>NAME OF BROKER</u>	<u>COMM</u>	<u>ACCRUED</u> <u>INT PAID</u>	<u>COST INCLUDING</u> <u>COMMISSION BUT</u> <u>EXCLUDING INT</u>
-------------	--------------	-----------------------------	-------------	--------------------------------	------------------	-----------------------------	-----------------------	-------------	-----------------------------------	--

THIS PAGE LEFT BLANK INTENTIONALLY

ANNUAL STATEMENT OF THE ANDOVER CONTRIBUTORY RETIREMENT SYSTEM FOR THE YEAR ENDED DECEMBER 31, 2010

SCHEDULE 2C
SHORT TERM SECURITIES SOLD DURING YEAR

<u>FUND</u>	<u>CUSIP</u>	<u>SECURITY DESCRIPTION</u>	<u>RATE</u>	<u>MATURITY DATE</u>	<u>PAR VALUE</u>	<u>TRADE DATE</u>	<u>NAME OF BROKER</u>	<u>COMM</u>	<u>PROCEEDS FROM SALE</u>	<u>BOOK VALUE</u>	<u>PROFIT/LOSS ON SALE</u>	<u>INTEREST RECEIVED DURING YEAR</u>
-------------	--------------	-----------------------------	-------------	----------------------	------------------	-------------------	-----------------------	-------------	---------------------------	-------------------	----------------------------	--------------------------------------

THIS PAGE LEFT BLANK INTENTIONALLY

ANNUAL STATEMENT OF THE ANDOVER CONTRIBUTORY RETIREMENT SYSTEM FOR THE YEAR ENDED DECEMBER 31, 2010

SCHEDULE 3A

FIXED INCOME SECURITIES OWNED AT END OF YEAR

<u>FUND</u>	<u>CUSIP</u>	<u>SECURITY DESCRIPTION</u>	<u>RATE</u>	<u>MATURITY</u> <u>DATE</u>	<u>PAR VALUE</u>	<u>PRICE</u>	<u>MARKET VALUE</u> <u>AT END OF YEAR</u>	<u>CHANGE IN</u> <u>MARKET VALUE</u> <u>INCR/DECR</u>	<u>INTEREST</u> <u>RECEIVED</u> <u>DURING YEAR</u>	<u>INTEREST DUE</u> <u>AND ACCRUED</u> <u>AT YEAR END</u>
-------------	--------------	-----------------------------	-------------	--------------------------------	------------------	--------------	--	---	--	---

THIS PAGE LEFT BLANK INTENTIONALLY

ANNUAL STATEMENT OF THE ANDOVER CONTRIBUTORY RETIREMENT SYSTEM FOR THE YEAR ENDED DECEMBER 31, 2010

SCHEDULE 3B

FIXED INCOME SECURITIES PURCHASED DURING YEAR

<u>FUND</u>	<u>CUSIP</u>	<u>SECURITY DESCRIPTION</u>	<u>RATE</u>	<u>MATURITY</u> <u>DATE</u>	<u>PAR VALUE</u>	<u>TRADE</u> <u>DATE</u>	<u>NAME OF BROKER</u>	<u>COMM</u>	<u>ACCRUED</u> <u>INT PAID</u>	<u>COST INCLUDING</u> <u>COMMISSION BUT</u> <u>EXCLUDING INT</u>
-------------	--------------	-----------------------------	-------------	--------------------------------	------------------	-----------------------------	-----------------------	-------------	-----------------------------------	--

THIS PAGE LEFT BLANK INTENTIONALLY

ANNUAL STATEMENT OF THE ANDOVER CONTRIBUTORY RETIREMENT SYSTEM FOR THE YEAR ENDED DECEMBER 31, 2010

SCHEDULE 3C

FIXED INCOME SECURITIES SOLD DURING YEAR

<u>FUND</u>	<u>CUSIP</u>	<u>SECURITY DESCRIPTION</u>	<u>RATE</u>	<u>MATURITY</u> <u>DATE</u>	<u>PAR VALUE</u>	<u>TRADE</u> <u>DATE</u>	<u>NAME OF BROKER</u>	<u>COMM</u>	<u>PROCEEDS</u> <u>FROM SALE</u>	<u>BOOK</u> <u>VALUE</u>	<u>PROFIT/LOSS</u> <u>ON SALE</u>	<u>INTEREST</u> <u>RECEIVED</u> <u>DURING YEAR</u>
-------------	--------------	-----------------------------	-------------	--------------------------------	------------------	-----------------------------	-----------------------	-------------	-------------------------------------	-----------------------------	--------------------------------------	--

THIS PAGE LEFT BLANK INTENTIONALLY

ANNUAL STATEMENT OF THE ANDOVER CONTRIBUTORY RETIREMENT SYSTEM FOR THE YEAR ENDED DECEMBER 31, 2010

SCHEDULE 4A

EQUITIES OWNED AT END OF YEAR

<u>FUND</u>	<u>CUSIP</u>	<u>SECURITY DESCRIPTION</u>	<u>SHARES</u>	<u>PRICE PER SHARE</u>	<u>MARKET VALUE AT END OF YEAR</u>	<u>CHANGE IN MARKET VALUE INCR/DECR</u>	<u>DIVIDENDS RECEIVED DURING YEAR</u>
-------------	--------------	-----------------------------	---------------	----------------------------	--	---	---

THIS PAGE LEFT BLANK INTENTIONALLY

ANNUAL STATEMENT OF THE ANDOVER CONTRIBUTORY RETIREMENT SYSTEM FOR THE YEAR ENDED DECEMBER 31, 2010

SCHEDULE 4B

EQUITIES PURCHASED DURING YEAR

<u>FUND</u>	<u>CUSIP</u>	<u>SECURITY DESCRIPTION</u>	<u>SHARES</u>	<u>TRADE</u> <u>DATE</u>	<u>NAME OF BROKER</u>	<u>COMM</u>	<u>COST</u> <u>INCLUDING</u> <u>COMMISSION</u>
-------------	--------------	-----------------------------	---------------	-----------------------------	-----------------------	-------------	--

THIS PAGE LEFT BLANK INTENTIONALLY

ANNUAL STATEMENT OF THE ANDOVER CONTRIBUTORY RETIREMENT SYSTEM FOR THE YEAR ENDED DECEMBER 31, 2010

SCHEDULE 4C
EQUITIES SOLD DURING YEAR

<u>FUND</u>	<u>CUSIP</u>	<u>SECURITY DESCRIPTION</u>	<u>SHARES</u>	<u>TRADE DATE</u>	<u>NAME OF BROKER</u>	<u>COMM</u>	<u>PROCEEDS FROM SALE</u>	<u>BOOK VALUE</u>	<u>PROFIT/LOSS ON SALE</u>	<u>DIVIDENDS RECEIVED DURING YEAR</u>
-------------	--------------	-----------------------------	---------------	-----------------------	-----------------------	-------------	-------------------------------	-----------------------	--------------------------------	---

THIS PAGE LEFT BLANK INTENTIONALLY

Annual Statement of the Andover Retirement System for the Year Ended December 31, 2010

Schedule No. 5

Schedule of Pooled Funds

PERAC Ledger Number	Description	Market Value at End of Previous Year	Total Purchases This Year at Cost	Reinvested Investment Income	Realized Gain	Realized Loss	Unrealized Gain	Unrealized Loss	Total Sales/ Redemptions this Year - Amount Received	Cash Dividends/ Distributions to System this Year	Fees Paid	Market Value at End of Year
1199	PRIT Core Fund	76,832,171.32	0.00	2,278,762.78	2,115,454.65	(69,491.50)	15,559,430.50	(9,506,933.40)	(1,698,914.65)	0.00	(371,292.04)	85,139,187.66
					2,045,963.15			6,052,497.10				
							10,005,930.99					
1198	PRIT Cash	350,086.26	0.00	1,092.56					(1,550,000.00)	1,698,914.65		500,093.47

Annual Statement of the Andover Retirement System for the Year Ended December 31, 2010

Schedule No. 6

Summary of Investments Owned

Category of Investment			Current Market Value	Interest Due and Accrued as of Dec 31, 2010	Paid Accrued Interest on Purchases in Current Year	Commissions Paid During Current Year	Unrealized Gains	Unrealized Losses	Realized Gains	Realized Losses	Investment Income Received During Year
1.	1040	Cash	645,292.85								0.00
2.	1100	Short Term Investments	0.00								
3.	1180	Fixed Income Securities	0.00								
4.	1170	Equities	0.00								
5a.	1101	Pooled Short Term Funds	0.00								
5b.	1172	Pooled Domestic Equity Funds	0.00								
5c.	1173	Pooled International Equity Funds	0.00								
5d.	1174	Pooled Global Equity Funds	0.00								
5e.	1181	Pooled Domestic Fixed Income Funds	0.00								
5f.	1182	Pooled International Fixed Income Funds	0.00								
5g.	1183	Pooled Global Fixed Income Funds	0.00								
5h.	1193	Pooled Alternative Investments	0.00								
5i.	1194	Pooled Real Estate Funds	0.00								
5j.	1195	Pooled Domestic Balanced Funds	0.00								
5k.	1196	Pooled International Balanced Funds	0.00								
5l.	1198	PRIT Cash	500,093.47								1,092.56
5m.	1199	PRIT Core Fund	85,139,187.66				15,559,430.50	(9,506,933.40)	2,115,454.65	(69,491.50)	2,278,762.78
TOTAL			86,284,573.98	0.00	0.00	0.00	15,559,430.50	(9,506,933.40)	2,115,454.65	(69,491.50)	2,279,855.34

Accounting Close Interest - 2010

03/16/2011 11:00:27

Page: 1

User: ElenaKothman

Beginning Balance 3294: 8,145,025.06 Beginning Bal 3294 x.0025: 20,362.56

3294 Jan Adj: 86,872.42	5750 Jan Cash Disb: -98,464.25	5759 Jan Cash Disb: 0.00	Jan Monthly Total: 8,133,433.23
3294 Feb Adj: 202,793.53	5750 Feb Cash Disb: -98,569.48	5759 Feb Cash Disb: 0.00	Feb Monthly Total: 8,237,657.28
3294 Mar Adj: 196,030.19	5750 Mar Cash Disb: -100,743.51	5759 Mar Cash Disb: 0.00	Mar Monthly Total: 8,332,943.96
3294 Apr Adj: 65,239.45	5750 Apr Cash Disb: -102,037.53	5759 Apr Cash Disb: 0.00	Apr Monthly Total: 8,296,145.88
3294 May Adj: 106,585.44	5750 May Cash Disb: -101,657.44	5759 May Cash Disb: 0.00	May Monthly Total: 8,301,073.88
3294 Jun Adj: 1,161,292.69	5750 Jun Cash Disb: -104,149.68	5759 Jun Cash Disb: 0.00	Jun Monthly Total: 9,358,216.89
3294 Jul Adj: 367,720.43	5750 Jul Cash Disb: -115,149.11	5759 Jul Cash Disb: 0.00	Jul Monthly Total: 9,610,788.21
3294 Aug Adj: 426,638.63	5750 Aug Cash Disb: -115,752.36	5759 Aug Cash Disb: 0.00	Aug Monthly Total: 9,921,674.48
3294 Sep Adj: 20,812.92	5750 Sep Cash Disb: -115,594.09	5759 Sep Cash Disb: -43,185.12	Sep Monthly Total: 9,783,708.19
3294 Oct Adj: 0.00	5750 Oct Cash Disb: -120,710.72	5759 Oct Cash Disb: 0.00	Oct Monthly Total: 9,662,997.47
3294 Nov Adj: 0.00	5750 Nov Cash Disb: -117,287.76	5759 Nov Cash Disb: 0.00	Nov Monthly Total: 9,545,709.71
3294 Dec Adj: 180,847.81	5750 Dec Cash Disb: -117,237.22	5759 Dec Cash Disb: 0.00	Dec Monthly Total: 9,609,320.30

Jan Mthly Total x .0025: 20,333.58
Feb Mthly Total x .0025: 20,594.14
Mar Mthly Total x .0025: 20,832.36
Apr Mthly Total x .0025: 20,740.36
May Mthly Total x .0025: 20,752.68
Jun Mthly Total x .0025: 23,395.54
Jul Mthly Total x .0025: 24,026.97
Aug Mthly Total x .0025: 24,804.19
Sep Mthly Total x .0025: 24,459.27
Oct Mthly Total x .0025: 24,157.49
Nov Mthly Total x .0025: 23,864.27

Total x .0025 No Dec: 268,323.44
Mth Total + x .0025: 9,877,643.74
ASF 3293 Interest: 92,591.52
MSF 3295 Interest: 24.59
EXPF 3298 Interest: 559,077.95
PRF Interest: 9,458,298.09